

## Year 1 Summer 2 Chilli Challenges

Our topics this half term are 'The Human Body' (Science) and 'Where we live' (Geography). The art activities are based around the architect Hundertwasser, houses and homes. Please complete the core tasks then choose activities from the 'menu' below. You should attempt **at least one 'Extra Hot'** task this half term. Complete at least **4 tasks** from the take away menu and think about doing at least 2 that **link to geography** and 2 that **link to science**. The 'Peri-o-meter' suggests the difficulty of challenge in each activity.

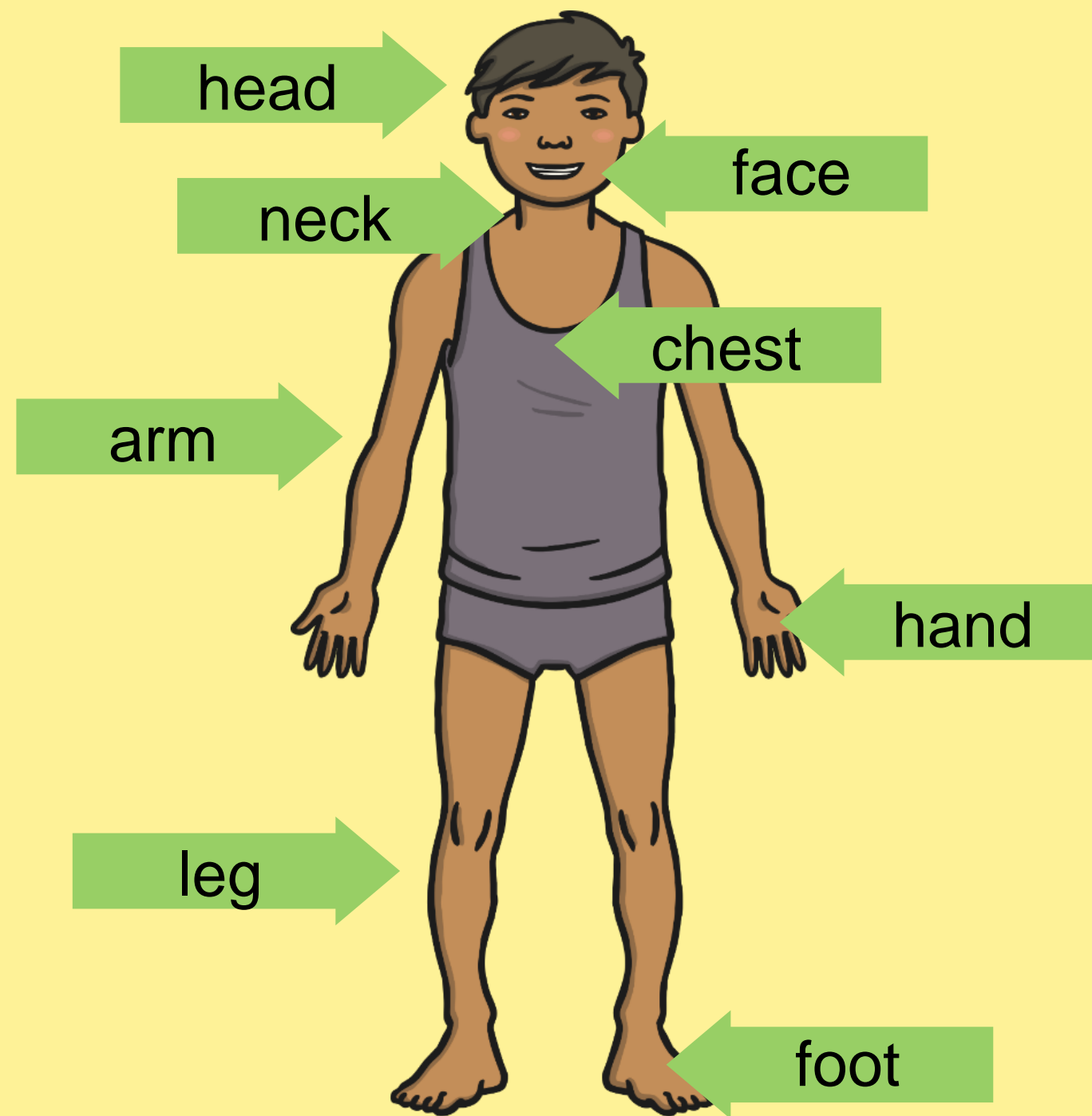
I would love to hear from you and see examples of your work. You can send them to me at [info@st-jo-st.dudley.sch.uk](mailto:info@st-jo-st.dudley.sch.uk). Have fun! From Mrs Cangiano 😊

|   |   |
|---|---|
| <p><b>Core Task - Art</b><br/>Watch the 'Introduction to Hundertwasser' video (separate file on school website - Menu - St. Joseph's Youtube)</p> | <p><b>Core Task - Science (Video clips and quizzes)</b><br/>'The Human Body' video: <a href="https://www.bbc.co.uk/bitesize/topics/z9yycdm/articles/zqhbr82">https://www.bbc.co.uk/bitesize/topics/z9yycdm/articles/zqhbr82</a><br/>and 'Senses' video: <a href="https://www.bbc.co.uk/bitesize/topics/z9yycdm/articles/zxy987h">https://www.bbc.co.uk/bitesize/topics/z9yycdm/articles/zxy987h</a></p> |
|---|---|



|  |  |   |
|--|--|---|
| <p><b>Design and make a model of a house inspired by Hundertwasser.</b> Remember bright colours, wavy lines, stripes and nature. Try using toilet roll tubes. See slide no.8 for inspiration.</p>                                      | <p><b>Make up an 'Amazing Body' quiz for your family and friends.</b> How tricky can you make the questions? Use this webpage to help: <a href="https://www.scienceforkidsclub.com/human-body.html">https://www.scienceforkidsclub.com/human-body.html</a></p> | <p>Hide some treasure in different parts of your house or garden. <b>Make a map</b> (including a key) for a family member to use. Write some clues to direct your family to the right places.</p>   |
| <p><b>Building transformation</b><br/>Draw some basic blocks of flats (print or copy slide 6). Now imagine you are Hundertwasser. What changes would you make? Change your building so it looks like one of his (Slide 7 for help)</p> | <p><b>What's in the bag?</b><br/>Ask a family member to put an item in a bag. Can you guess what it is by touch only? Try this again by putting small objects in a cup and shaking them? Can you guess what they are from the sound?</p>                       | <p><b>Go on a walk in your local area.</b> How many things from the spotting sheet (slide no.3) What can you see? When you get back, make a simple map of your journey including physical features (hill, river) and human features (houses, shops, roads).</p>   |
| <p><b>Make a fact file about Hundertwasser.</b> Include a picture of him and details of what he liked to design and paint. (See example on Slide no.5)</p>   | <p><b>Five Senses Hunt</b><br/>Look around your house (and in your garden). What can you see, hear, touch, smell and taste? Can you find 5 objects for each sense? Draw and label each one.</p>  | <p><b>Where do you live?</b><br/>Copy or print an outline of the UK. Can you find Stourbridge? Label England, Wales, Scotland and Northern Ireland. Have you visited anywhere else on holiday? Can you find it?</p>   |
| <p><b>Hide and Seek</b><br/>Can you spot, circle and label the features (windows, trees, bright colours, wavy lines, onion domes) in one of Hundertwasser's buildings? (Slide no.4)</p>  | <p><b>Draw around a family member's body on a big sheet of paper or chalk on patio/concrete.</b> Label all the different parts. Use the word bank on slide no.2 help.</p>  | <p><b>Make a poster about a famous landmark in the UK.</b> Use 'Go Jettors to help: <a href="https://www.bbc.co.uk/teach/class-clips-video/pshe-eyfs-ks1-go-jettors-uk-places-and-landmarks/zkyjkmn">https://www.bbc.co.uk/teach/class-clips-video/pshe-eyfs-ks1-go-jettors-uk-places-and-landmarks/zkyjkmn</a></p> |

# Your Body



Can you think of any more parts of your body?

# What can you spot in our local area?



school



bus stop



open space



park



trees



lake



playground



houses



shops



cafe/restaurant



church



hill



road



car park



river

Spot, circle and label all the common features you see in Hundertwasser's buildings.





# Hundertwasser

Example fact file.


He liked onion domes.



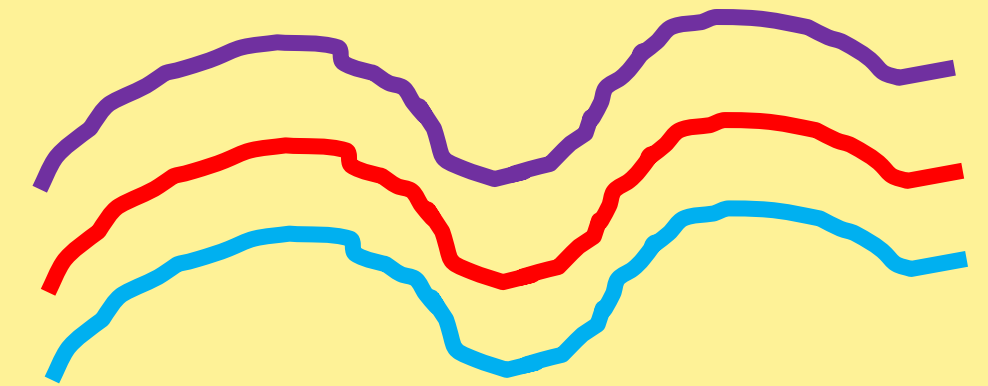
He made a feature of windows, each one a different shape or colour.



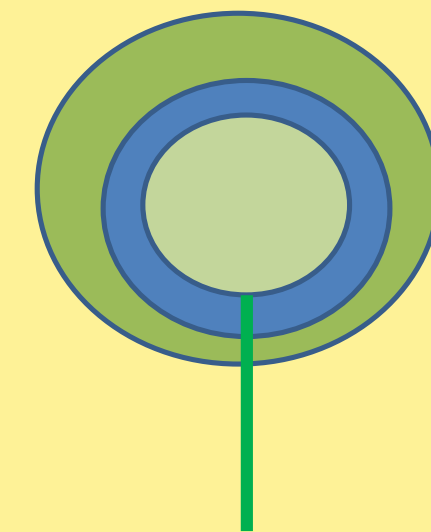
He loved bright colours.



He was an artist and architect from Austria.



He liked wavy lines because it reminded him of nature.



He liked to design buildings with trees inside or on the rooftops. When he painted trees, they looked like lollipops.



He liked stripes.

# Transformation task


|  |  |
|--|--|
|  |  |
|  |  |
|  |  |
|  |  |
|  |  |
|  |  |
|  |  |

|  |  |
|--|--|
|  |  |
|  |  |
|  |  |
|  |  |

|  |  |
|--|--|
|  |  |
|  |  |
|  |  |
|  |  |
|  |  |
|  |  |
|  |  |

|  |  |
|--|--|
|  |  |
|  |  |
|  |  |
|  |  |

Example transformation



## Ideas for construction:

- Cut slits and slot your tubes together
- Cut the tubes and open them up to make curved walls

## Decoration:

Bright colours, stripes, wavy lines, domes, rooftop trees, windows, balconies, curved walls

